

HERIDA[®]
HEALTHCARE
 Moving & Handling Ltd

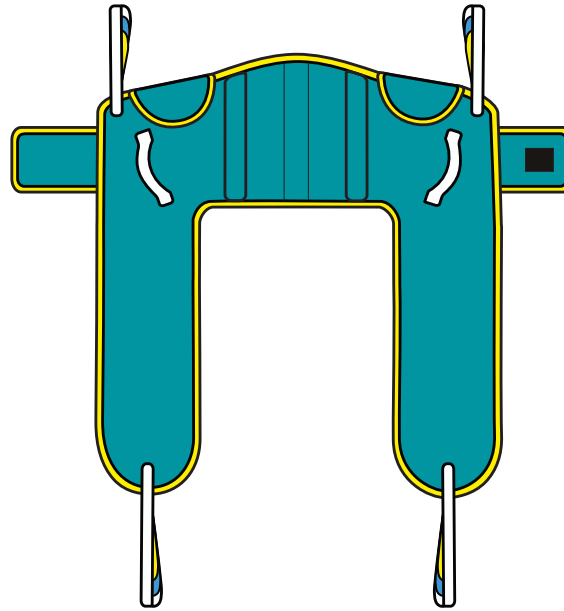
HERIDA THAMES™ Premium Toilet Sling



Scan for Training Video



www.heridahealthcare.co.uk



Flame retardant fabric used on all sling designs



Life time washable sling & label - LOLER compliant




Comprehensive warranty provided on all slings

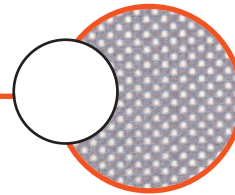


BSEN10535 strength compliant

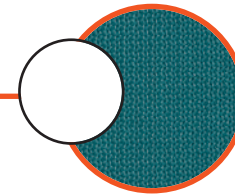
SIZE	WEIGHT LIMIT	PRODUCT CODE	BINDING	NOTES
Small	< 220kg / 35 stone	THA/*POLY/S		Smaller / Larger sizes are available on request. *Insert relevant material to code NB: The Herida Thames™ sling selection is compatible for use with most mobile hoist and ceiling track products.
Medium	< 220kg / 35 stone	THA/*POLY/M		
Large	< 220kg / 35 stone	THA/*POLY/L		
X Large	< 220kg / 35 stone	THA/*POLY/XL		
Special	< 220kg / 35 stone	THA/*POLY/SPL		




Quilted Teal Polyester



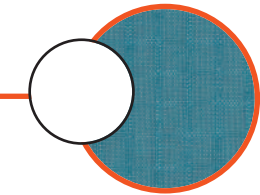
Grey Mesh Polyester



Teal Solid Polyester



Black Spacer Fabric



Blue Parasilk



HERIDA THAMES™

Premium Toilet Sling

Do not attempt to lift any patient, during any circumstances without the appropriate training. Moving and handling vulnerable patients is of paramount importance and Herida does not endorse unsafe procedures or underqualified staff completing any lifting process. If you are unsure, please contact a Supervisor or Line Manager within your workplace, who is responsible for correct procedural lift and training policies on site.

CARE INSTRUCTIONS



Wash at temperature <math>< 90^{\circ}\text{C}</math>



Do not clean with bleach



Do not tumble dry



Do not iron



Do not dry clean

No fabric softener

No stain remover

Do not wipe with alcohol

Ensure Velcro® fastenings are fully attached before washing to avoid lint build up

Only use non-biological washing detergents and rinse thoroughly

Ensure back stays (if present) are always removed before washing



A full risk and safety assessment should always be conducted prior to any lift. Please ensure that this User Instruction document and the accompanying "safe sling fitting and safety guide" are read prior to first use of any sling operation. "A complete risk assessment must be completed by a competent and qualified professional".

THAMES – Toilet Sling Fitting Instructions (Loop fitting only)



1. Ask patient to gently lean forward and support as required. Loosely remove leggings or clothing at this stage to enable toileting. To provide dignity this image is not shown above.



2. Securely fasten the Velcro® belt, ensuring that it is not too tight. (Apply the secondary hard belt and buckle if fitted with the design).



3. Gently feed each leg section under each upper leg, taking care not to nip or pinch the patient.



4. Through feed one leg section through the dignity hoop as demonstrated.



5. The leg sections should align via the dignity hoop as shown.



6. Lower the spreader bar and secure the coloured loop fittings equally to the spreader bar. NB: Longer legs and shorter shoulder webbings, provide a more upright lift. Do not lift on differing shoulder or leg webbing colours on each side, unless the clinical condition dictates to do so. Seek clinical supervision at all times in this instance.



7. This image shows a shorter shoulder for an upright lift (best practice for a toilet sling).



8. Gently raise the spreader bar, ensuring that the straps are connected securely and the patient is comfortable.



9. Continue with lift and provide assurance throughout. Lower to Toilet or Commode chair and remove legging and straps as required as to avoid contamination. (NB leggings or lower clothing was removed for toilet procedure at stage one).



Never use a loop fitting sling on a clip stud spreader bar and never use a clip fitting sling on a loop receiving spreader bar.

● For further help or advice please contact Customer Services on Freephone: +44 (0) 800 193 6030



HERIDA®
HEALTHCARE
Moving & Handling Ltd

HERIDA HEALTHCARE
MOVING & HANDLING LIMITED
Unit E1 & E2, Copley Hill Trading
Estate, Whitehall Road, Leeds,
LS12 1HE United Kingdom

Freephone: +44 (0) 800 193 6030

Email: sales@heridahealthcare.co.uk

Web: www.heridahealthcare.co.uk