


**HERIDA**<sup>®</sup>  
**HEALTHCARE**  
 Moving & Handling Ltd

# HERIDA TAY™ Stand Aid / Back Support



The **Tay™** is the premium stand assist belt within the range. It ensures that extra support in the back region is maintained, by a combination of the specialist strengthening stays and superior material grades. The Velcro® webbing allows the carer to initially position the belt, whilst applying the webbing loops to the spreader bar.



Flame retardant fabric used on all sling designs



Life time washable sling & label - LOLER compliant



Comprehensive warranty provided on all slings

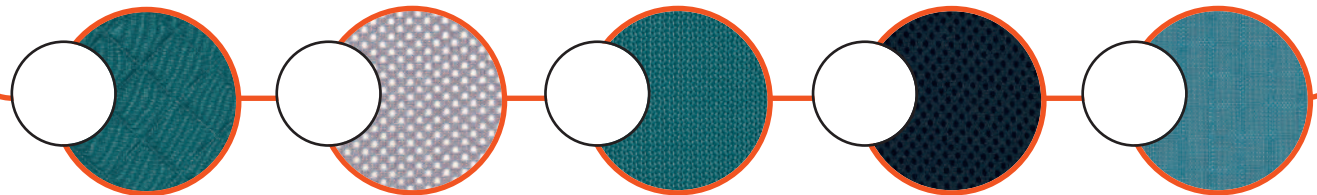


BSEN10535 strength compliant

	SIZE	WEIGHT LIMIT	PRODUCT CODE	BINDING	NOTES
	Small	< 220kg / 35 stone	TAY/*POLY/S		Smaller / Larger sizes are available on request. *Insert relevant material to code  <b>NB:</b> The Herida Tay™ sling selection is compatible for use with most mobile hoist and ceiling track products.
	Medium	< 220kg / 35 stone	TAY/*POLY/M		
	Large	< 220kg / 35 stone	TAY/*POLY/L		
	X Large	< 220kg / 35 stone	TAY/*POLY/L		
	Special	< 220kg / 35 stone	TAY/*POLY/SPL		



[www.heridahealthcare.co.uk](http://www.heridahealthcare.co.uk)



Quilted Teal Polyester

Grey Mesh Polyester

Teal Solid Polyester

Black Spacer Fabric

Blue Parasilk




# HERIDA TAY™


## Stand Aid / Back Support

Do not attempt to lift any patient, during any circumstances without the appropriate training. Moving and handling vulnerable patients is of paramount importance and Herida does not endorse unsafe procedures or underqualified staff completing any lifting process. If you are unsure, please contact a Supervisor or Line Manager within your workplace, who is responsible for correct procedural lift and training policies on site.


### CARE INSTRUCTIONS

 Wash at temperature <90°C

 Do not clean with bleach

 Do not tumble dry

 Do not iron

 Do not dry clean

No fabric softener

No stain remover

Do not wipe with alcohol

Ensure Velcro® fastenings are fully attached before washing to avoid lint build up

Only use non-biological washing detergents and rinse thoroughly

Ensure back stays ( if present ) are always removed before washing



**HERIDA**<sup>®</sup>  
**HEALTHCARE**  
Moving & Handling Ltd

HERIDA HEALTHCARE  
MOVING & HANDLING LIMITED  
Unit E1 & E2, Copley Hill Trading  
Estate, Whitehall Road, Leeds,  
LS12 1HE United Kingdom

**Freephone: +44 (0) 800 193 6030**

**Email: sales@heridahealthcare.co.uk**

**Web: www.heridahealthcare.co.uk**



**A full risk and safety assessment should always be conducted prior to any lift. Please ensure that this User Instruction document and the accompanying “safe sling fitting and safety guide” are read prior to first use of any sling operation. “A complete risk assessment must be completed by a competent and qualified professional”.**

### How to Fit a TAY Stand Aid / Back Support belt



**Never use a loop fitting sling on a clip stud spreader bar and never use a clip fitting sling on a loop receiving spreader bar.**



**1.** Lean the patient forward slightly, allowing access to slip the stand aid / back support / belt behind the back. As with all lifting devices, support the individual as required. However, this item can only be used with patient groups that can maintain some upright support.



**2.** Maintaining a safe and dignified position as Carer, apply the Velcro® belt, ensuring not to over tighten. If a hard buckle is present on the design also, please clip this fully home and avoid pinching of patient skin.



**3.** The carer should then attach the loop (or clip) fitting slings to the spreader bar of the stand assist hoist. Place equal coloured straps to the bar, ensuring that the correct and comfortable position is achieved throughout.



**4.** Tighten the straps by hoisting under tension until lift is ready. Communicate throughout to your patient.

Issue 1 Nov 2018

**For further help or advice please contact Customer Services on Freephone: +44 (0) 800 193 6030**