

HERIDA[®]
HEALTHCARE
 Moving & Handling Ltd

HERIDA SPEY™ Stand Aid / Belt

The **Spey**™ offers true value for money, without any compromise of both safety and indeed comfort. The clean design is attractive and modern, without being imposing. Made from a variety of British raw materials, strength and security of lift is assured throughout. The anti shrink webbing is rigorously tested, including extensive high temperature wash exposure, providing assurance towards a long and safe product life cycle.



Flame retardant fabric used on all sling designs



Life time washable sling & label - LOLER compliant



Comprehensive warranty provided on all slings




BS EN 10535 strength compliant



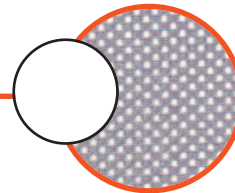
	SIZE	WEIGHT LIMIT	PRODUCT CODE	BINDING	NOTES
	Small	< 220kg / 35 stone	SPE/*POLY/S		Smaller / Larger sizes are available on request. *Insert relevant material to code NB: The Herida Spey™ sling selection is compatible for use with most mobile hoist and ceiling track products.
	Medium	< 220kg / 35 stone	SPE/*POLY/M		
	Large	< 220kg / 35 stone	SPE/*POLY/L		
	X Large	< 220kg / 35 stone	SPE/*POLY/XL		
	Special	< 220kg / 35 stone	SPE/*POLY/SPL		



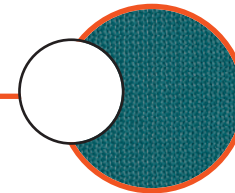
www.heridahealthcare.co.uk




Quilted Teal Polyester



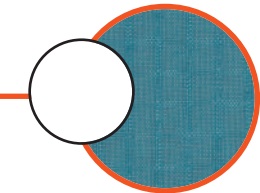
Grey Mesh Polyester



Teal Solid Polyester



Black Spacer Fabric



Blue Parasilk



Stand Aid / Belt

Do not attempt to lift any patient, during any circumstances without the appropriate training. Moving and handling vulnerable patients is of paramount importance and Herida does not endorse unsafe procedures or underqualified staff completing any lifting process. If you are unsure, please contact a Supervisor or Line Manager within your workplace, who is responsible for correct procedural lift and training policies on site.

CARE INSTRUCTIONS



Wash at temperature <90°C



Do not clean with bleach



Do not tumble dry



Do not iron



Do not dry clean

No fabric softener

No stain remover

Do not wipe with alcohol

Ensure Velcro® fastenings are fully attached before washing to avoid lint build up

Only use non-biological washing detergents and rinse thoroughly

Ensure back stays (if present) are always removed before washing



HERIDA
HEALTHCARE
Moving & Handling Ltd

HERIDA HEALTHCARE
MOVING & HANDLING LIMITED
Unit E1 & E2, Copley Hill Trading
Estate, Whitehall Road, Leeds,
LS12 1HE United Kingdom

Freephone: +44 (0) 800 193 6030

Email: sales@heridahealthcare.co.uk

Web: www.heridahealthcare.co.uk



A full risk and safety assessment should always be conducted prior to any lift. Please ensure that this User Instruction document and the accompanying “safe sling fitting and safety guide” are read prior to first use of any sling operation. “A complete risk assessment must be completed by a competent and qualified professional”.

How to Fit a SPEY Stand Aid / Belt



Never use a loop fitting sling on a clip stud spreader bar and never use a clip fitting sling on a loop receiving spreader bar.



1. Lean the patient forward slightly, allowing access to slip the stand aid/belt behind the back. As with all lifting devices, support the individual as required. However, this item can only be used with patient groups that can maintain some upright support.



2. Maintaining a safe and dignified position as Carer, apply the Velcro® belt, ensuring not to over tighten. If a hard buckle is present on the design also, please clip this fully home and avoid pinching of patient skin.



3. The carer should then attach the loop fitting slings to the spreader bar of the stand assist hoist. Place equal coloured straps to the bar, ensuring that the correct and comfortable position is achieved throughout.



4. Tighten the straps by hoisting under tension until lift is ready. Communicate throughout to your patient.